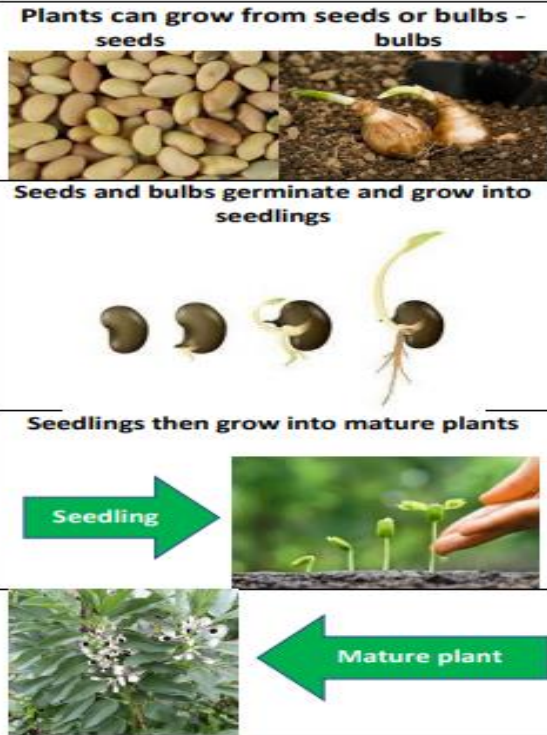


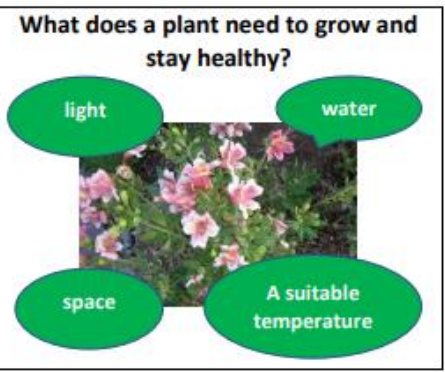
What should I already know?

- Plants can grow
- Deciduous trees lose their leaves in autumn and winter



Key vocabulary	
seed	Part of a flowering plant that grows into a new plant.
bulb	A root shaped like an onion that grows into a new plant.
germinate	When a seed begins to grow its shoots. Seeds need warmth and water to germinate.
seedling	A young plant that has grown from a seed.
bud	Growth on a plant that develops into a stem, leaf or shoot.
flower	The part of a plant which is often brightly coloured and grows at the end of a stem.
fruit	Fleshy part of a plant that contains seeds or a stone.
berry	Small, juicy fruit without a stone.
root	The part of the plant that grows under the ground.

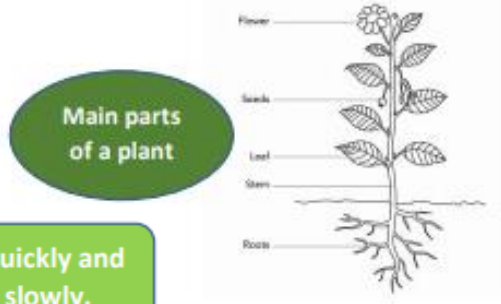
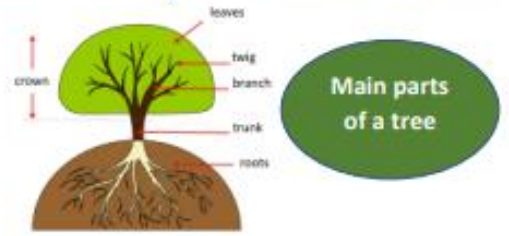
<p>Some plants grow best in full sun.</p>	<p>Some plants grow best in the shade.</p>
<p>Some plants need lots of water.</p>	<p>Some plants don't need much water.</p>



Deciduous and evergreen trees

Deciduous trees lose their leaves in the autumn every year.

Evergreen trees have green leaves all year round.



Some plants grow quickly and some grow more slowly.