






Bill Quay Primary School: Geography Knowledge Organiser

Unit: Germany

Year: 6

Strand: Place knowledge/Human and Physical Geography

What I should already know:	Vocabulary		Features of Tyne and Wear and Germany.	
<ul style="list-style-type: none"> The seven continents and five oceans. Bill Quay is in England which is part of the United Kingdom which is in the continent of Europe. The Anglo-Saxons migrated from Germany and began to settle in Britain around 450 AD. The River Tyne flows past our school and into the North Sea. 	City	A large town	Human Features: Tyne and Wear	Physical Features: Tyne and Wear
	Climate	The weather conditions that are typical of a place	Hadrian's Wall runs through South Shields and ends at Wallsend.	The 2 main rivers are the Tyne and the Wear. Both flow into the North sea. Newcastle is the largest city in Tyne and Wear.
<p style="background-color: #fce4d6; margin: 0;">By the end of this unit, I will know:</p> <ul style="list-style-type: none"> Germany is in Western Europe. The capital city of Germany is Berlin. The climate of Germany is similar to that of the UK. Germany has a landscape of forests, mountain ranges, rivers and North Sea beaches. The main rivers are the Danube, Elbe and the Rhine. Hamburg is a port city that flows into the North Sea. 	Coastal	An area of land close to the sea	 <p>The Angel of the North is a famous sculpture by Antony Gormley.</p>	
	Continent	A very large area of land that consist of a number of countries.		
	Harbour	A sheltered port	Hamburg is a port city in Northern Germany.	The rivers Rhine and Elbe can both be found in Northern Germany and join the North Sea.
	Human features	Features of land that have been made by humans	 <p>Berlin is the capital city of Germany. Many tourists visit Germany. It is famous for the automobile trade.</p>	
	Landscape	What you can see when you look across an area of land		
	Migration	Movement from one place to another in order to settle there.		
	Mountain range	A series of mountains connected in a line		
	Physical features	Natural features of land		
	Port	A harbour area where ships load and unload goods and passengers		
	River	A large natural body of fresh water that flows into the sea or lake		
	Tourist	A person who visits a place for interest or pleasure.		
	Trade	Buying or selling things		
Weather	The condition of the atmosphere at a particular time			
vegetation	Plants, trees or flowers			

